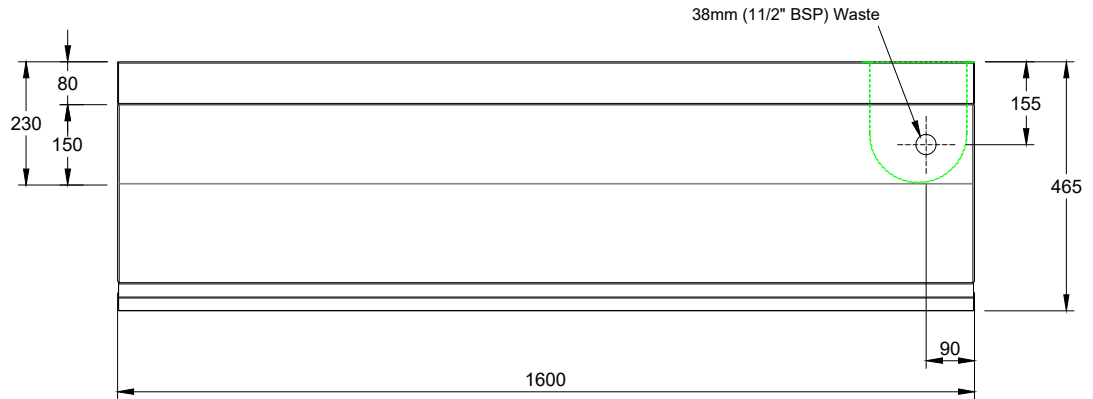
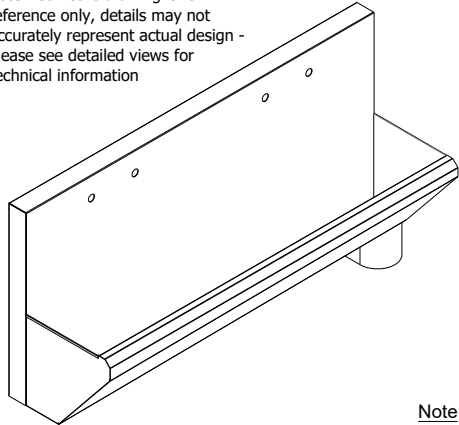
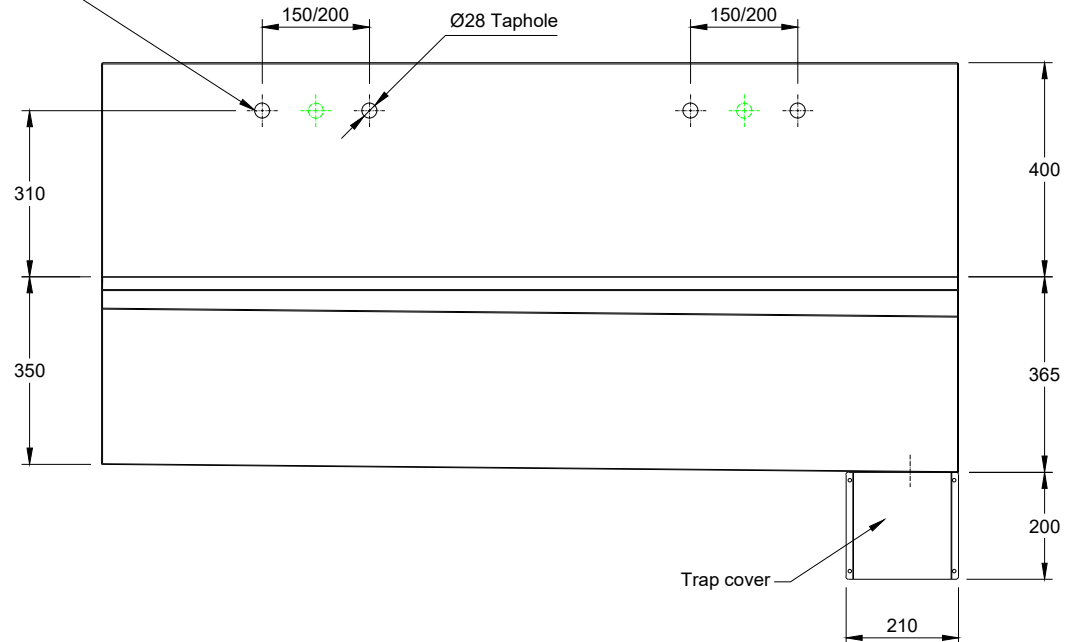
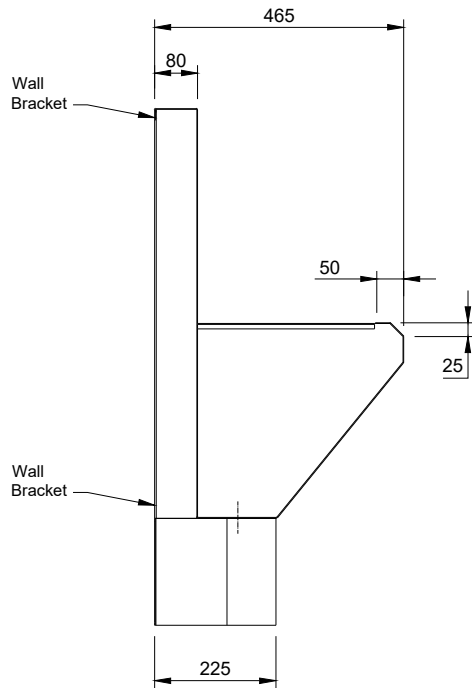


Note: Isometric drawing is for reference only, details may not accurately represent actual design - please see detailed views for technical information



Note  
2 Tapholes or 1 Taphole arrangement available.  
Additional sensor hole can be supplied at no extra cost when specified at time of ordering.



DO NOT SCALE DRAWING

A	27/06/2019	Design modified
---	------------	-----------------

TITLE: 2 User 1600mm Surgeons Scrub Trough Sink - HBN 00-10 & HTM 64 - High-Back, RH			
WEIGHT: Trough: 37.20kg & Trap Cover: 1.31kg	PRODUCT CODE: HL4116R		
MATERIAL: 1.5mm thick grade 1.430 (304) Stainless Steel in a satin finish	SCALE: NTS	PAPER: A4	DATE: 03/06/2019

NOTES:  
Drawing to: BS8888 Engineering Drawing Practice  
Welding to: BS EN 25817:1992 Quality Level B  
Tolerance unless otherwise stated to be:  
Machining:  $\pm 0.75\text{mm}$ . Centre distance  $\pm 0.25\text{mm}$ . Angles  $\pm 0.30\text{mm}$   
Fabrication: Up to 600mm  $\pm 0.75\text{mm}$  Over 600mm  $\pm 1.5\text{mm}$ . Angles  $\pm 1\text{mm}$ .  
Screw threads to BSI Medium Fit  
Remove all burrs and sharp edges

**HEALEY & LORD**  
A MAG Group Company

Website: [www.hlwashrooms.co.uk](http://www.hlwashrooms.co.uk)  
Tel: 01603 558855  
Email: [sales@hlwashrooms.co.uk](mailto:sales@hlwashrooms.co.uk)  
Address: HL Washrooms, MAG Building,  
Vulcan Road South, Norwich, Norfolk, NR6 6AF