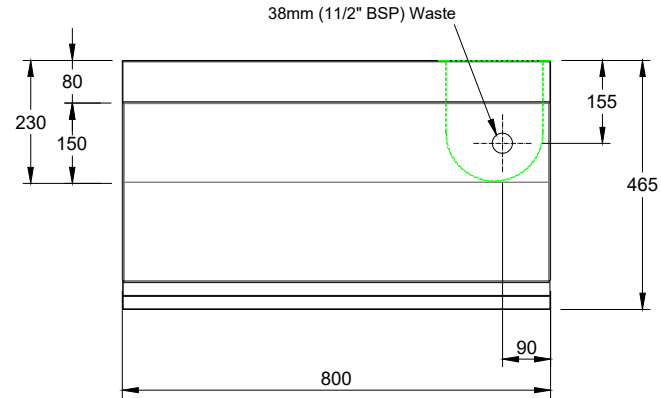
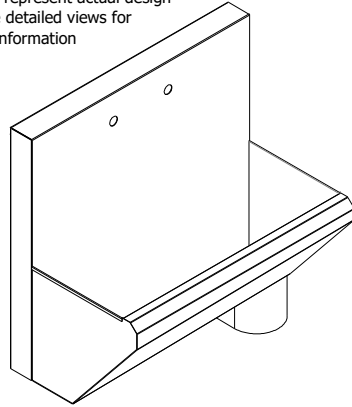
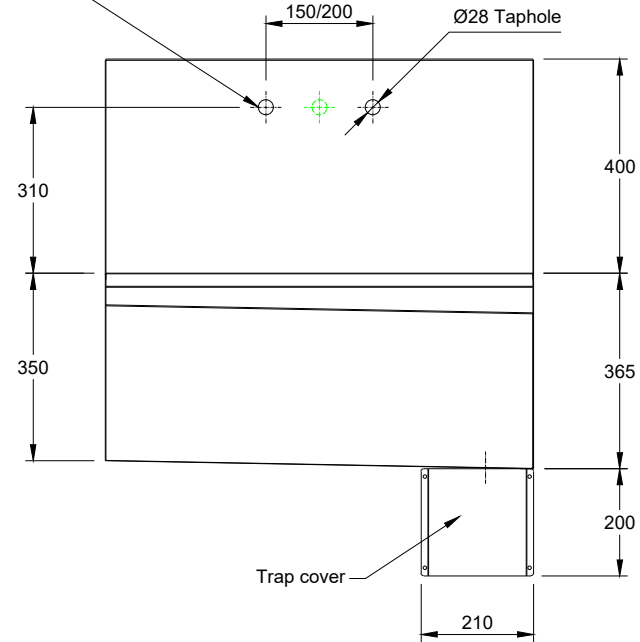
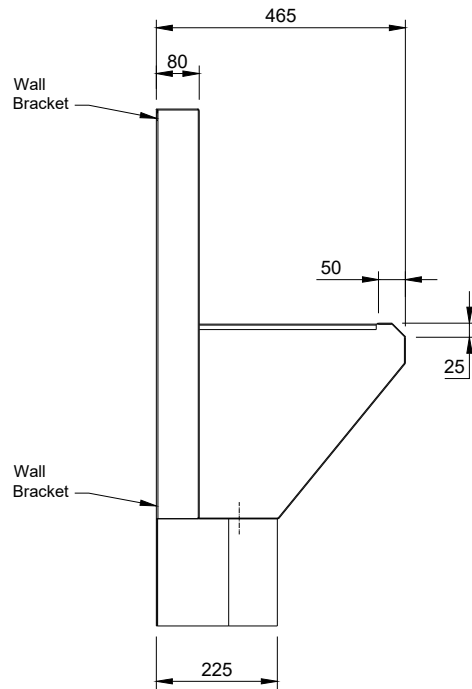


Note: Isometric drawing is for reference only, details may not accurately represent actual design - please see detailed views for technical information



Note
2 Tapholes or 1 Taphole arrangement available.
Additional sensor hole can be supplied at no extra cost when specified at time of ordering.



DO NOT SCALE DRAWING

A	27/06/2019	Design modified
---	------------	-----------------

TITLE: 1 User 800mm Surgeons Scrub Trough Sink - HBN 00-10 & HTM 64 - High-Back, RH

WEIGHT: Trough: 18.60kg & Trap Cover: 1.31kg PRODUCT CODE: HL4108R

MATERIAL: 1.5mm thick grade 1.430 (304) Stainless Steel in a satin finish SCALE: NTS PAPER: A4 DATE: 03/06/2019

NOTES:
Drawing to: BS8888 Engineering Drawing Practice
Welding to: BS EN 25817:1992 Quality Level B
Tolerance unless otherwise stated to be:
Machining: ±0.75mm. Centre distance ±0.25mm. Angles ±0.30mm
Fabrication: Up to 600mm ±0.75mm Over 600mm ±1.5mm. Angles ±1mm.
Screw threads to BSI Medium Fit
Remove all burrs and sharp edges



Website: www.hlwashrooms.co.uk
Tel: 01603 558855
Email: sales@hlwashrooms.co.uk
Address: HL Washrooms, MAG Building,
Vulcan Road South, Norwich, Norfolk, NR6 6AF